

Dear All,

Please pay attention to following while writing your thesis;

Use this package completely. Do not delete fonts or any other file because this is template from University for Chinese style thesis. So, your single mistake can lead to trouble.

In addition, you need to install the fonts as given in the folder.

Name	Date modified	Type	Size
Chapters	10/27/2019 12:04 ...	File folder	
Images	10/27/2019 12:06 ...	File folder	
ccmap.sty	3/3/2019 6:14 AM	LaTeX Style	5 KB
chinesesimhei.ttf	7/21/2016 4:25 AM	TrueType font file	9,816 KB
Faizan.acn	10/26/2019 9:59 PM	ACN File	0 KB
Faizan.aux	11/4/2019 4:54 PM	AUX File	10 KB
Faizan.bbl	11/4/2019 4:33 PM	BBL File	2 KB
Faizan.blg	11/4/2019 4:33 PM	Performance Mon...	1 KB
Faizan.lst	10/26/2019 9:59 PM	IST File	1 KB
Faizan.lof	11/4/2019 4:54 PM	LOF File	1 KB
Faizan.log	11/4/2019 4:54 PM	Text Document	56 KB
Faizan.lot	11/4/2019 4:54 PM	LOT File	1 KB
Faizan.nlo	10/26/2019 10:01 ...	NLO File	1 KB
Faizan.pdf	11/4/2019 4:54 PM	Foxit Reader PDF ...	1,918 KB
Faizan.synctex.gz	11/4/2019 4:54 PM	WinRAR archive	63 KB
Faizan.tex	11/4/2019 4:54 PM	LaTeX Document	10 KB
Faizan.toc	11/4/2019 4:35 PM	TOC File	3 KB
Faizan.toe	11/4/2019 4:54 PM	TOE File	3 KB
IEEEtran.bst	1/11/2007 9:16 AM	BST File	58 KB
IEEEtran.cls	8/29/2017 8:55 AM	LaTeX Class	276 KB
kaiu.ttf	3/3/2019 9:59 PM	TrueType font file	5,058 KB
Ksphonet.TTF	5/24/1998 5:03 AM	TrueType font file	24 KB
mybiblo.bib	11/2/2019 5:40 PM	BibTeX	1 KB
mybiblo.bib.bak	10/26/2019 11:22 ...	BAK File	108 KB
Setting.tex	10/26/2019 9:53 PM	LaTeX Document	8 KB
sharefonts.net.txt	7/9/2016 5:02 PM	Text Document	1 KB
simfang.ttf	8/16/2010 9:52 PM	TrueType font file	2,331 KB
SimHei.ttf	7/21/2016 4:25 AM	TrueType font file	9,809 KB
simkai.ttf	3/4/2017 11:19 AM	TrueType font file	4,039 KB
SIMLI.TTF	7/1/2009 5:09 PM	TrueType font file	9,007 KB
simsun.ttc	3/3/2019 9:56 PM	TrueType collectio...	13,425 KB
SIMYOU.TTF	10/30/2002 11:17 ...	TrueType font file	6,636 KB
Thesis Instructions.docx	11/4/2019 4:55 PM	Microsoft Word D...	416 KB

Write chapters

Put your images here

Main File

References USING BIB FILE

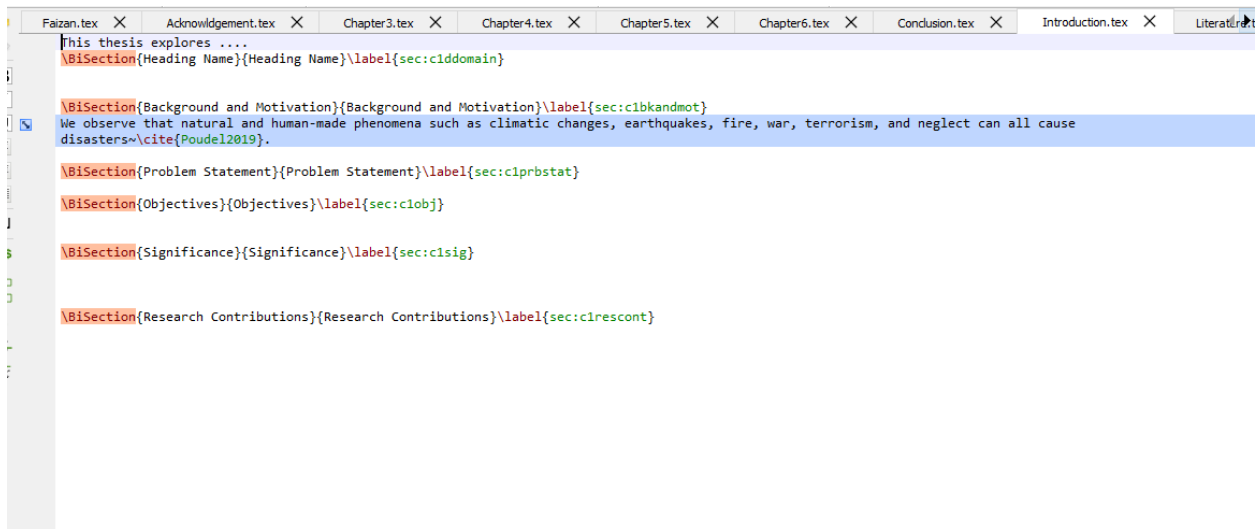
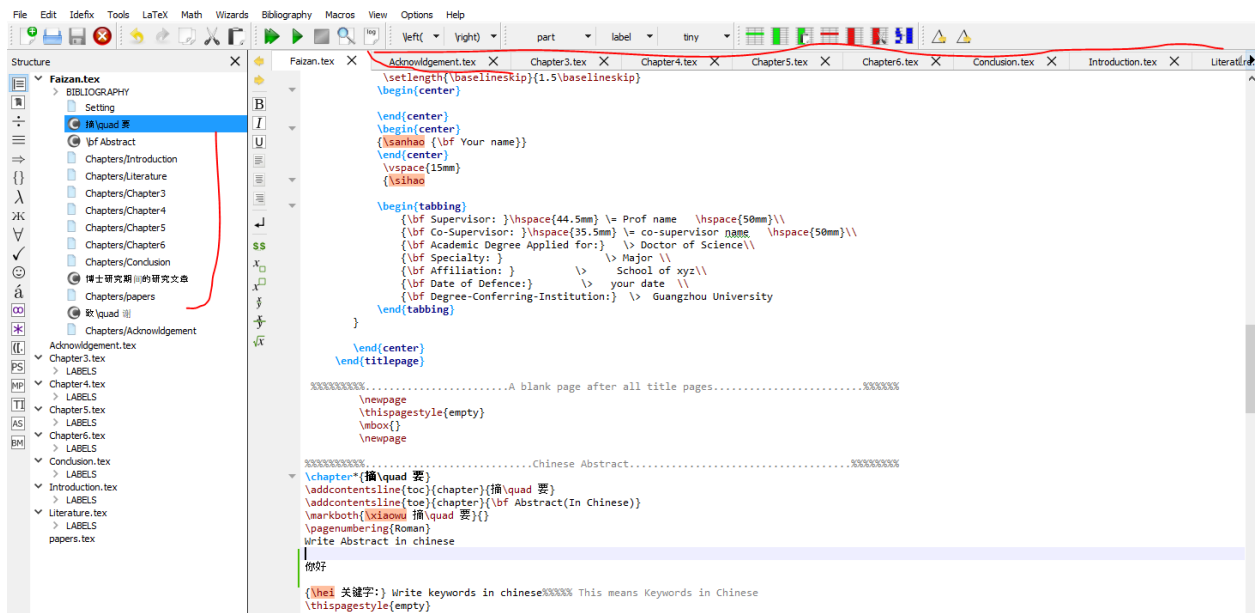
Settings

Fonts

PC > Study (G:) > Research Stuff > Graduation Stuff > Thesis Stuff > Thesis Template > Chapters

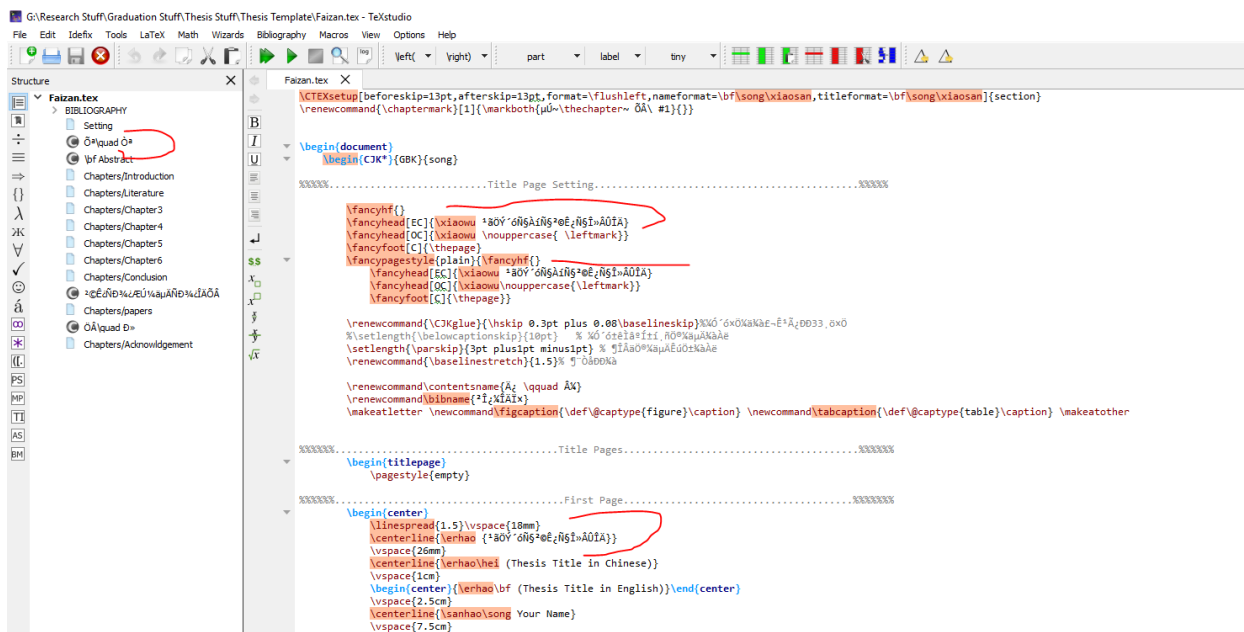
Name	Date modified	Type	Size
Acknowledgement.tex	10/27/2019 12:04 ...	LaTeX Document	1 KB
Chapter3.tex	10/27/2019 12:01 ...	LaTeX Document	5 KB
Chapter4.tex	10/27/2019 12:02 ...	LaTeX Document	1 KB
Chapter5.tex	10/27/2019 12:02 ...	LaTeX Document	1 KB
Chapter6.tex	10/27/2019 12:03 ...	LaTeX Document	1 KB
Conclusion.tex	10/27/2019 12:03 ...	LaTeX Document	1 KB
Introduction.tex	10/26/2019 11:54 ...	LaTeX Document	1 KB
Literature.tex	10/26/2019 11:56 ...	LaTeX Document	1 KB
papers.tex	10/26/2019 11:56 ...	LaTeX Document	1 KB

Every chapter is separate

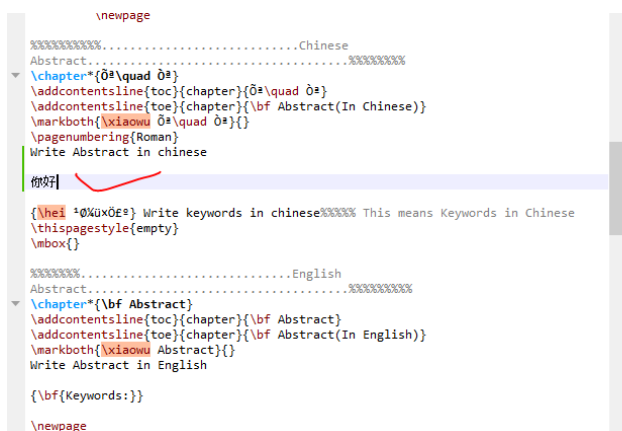


Run this file in Latex with PDF-Latex and Bibtex

You need to write abstracts both in Chinese and English. However, when you compile it in latex, you will come across redundant characters like in the screenshot.



This will cause many problems and whenever, you try to type Chinese, it will not give you output instead, it will give you something like this.



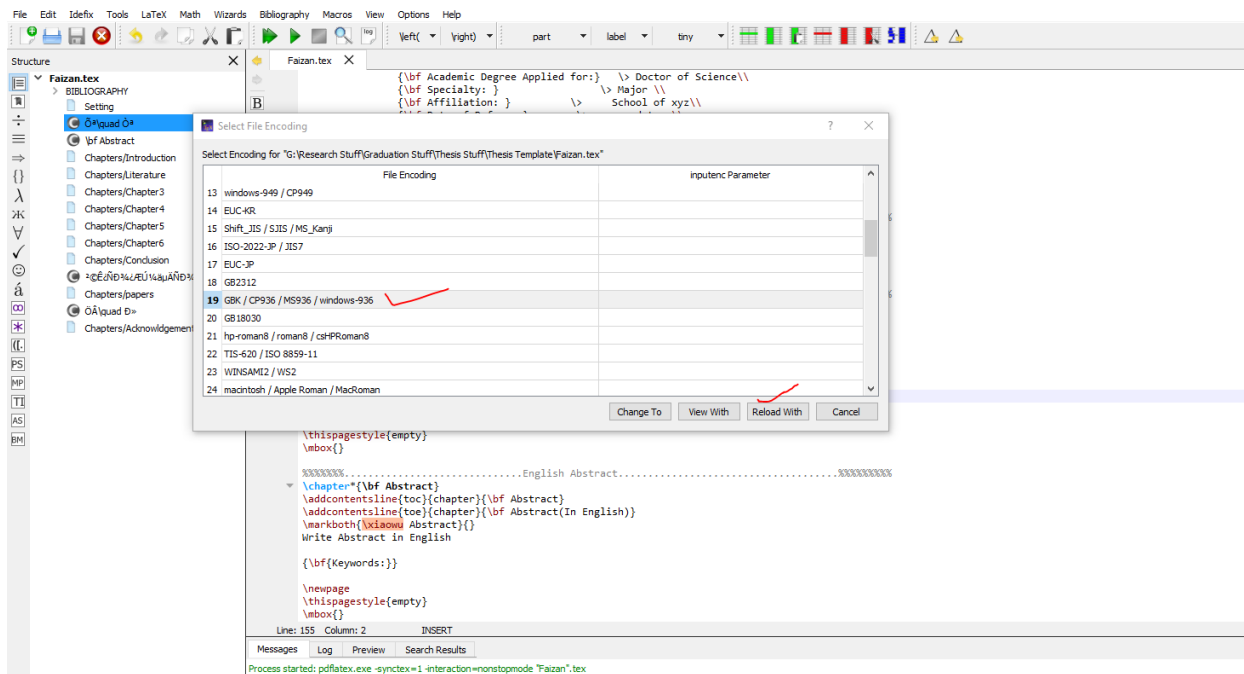
摘要

Write Abstract in chinese

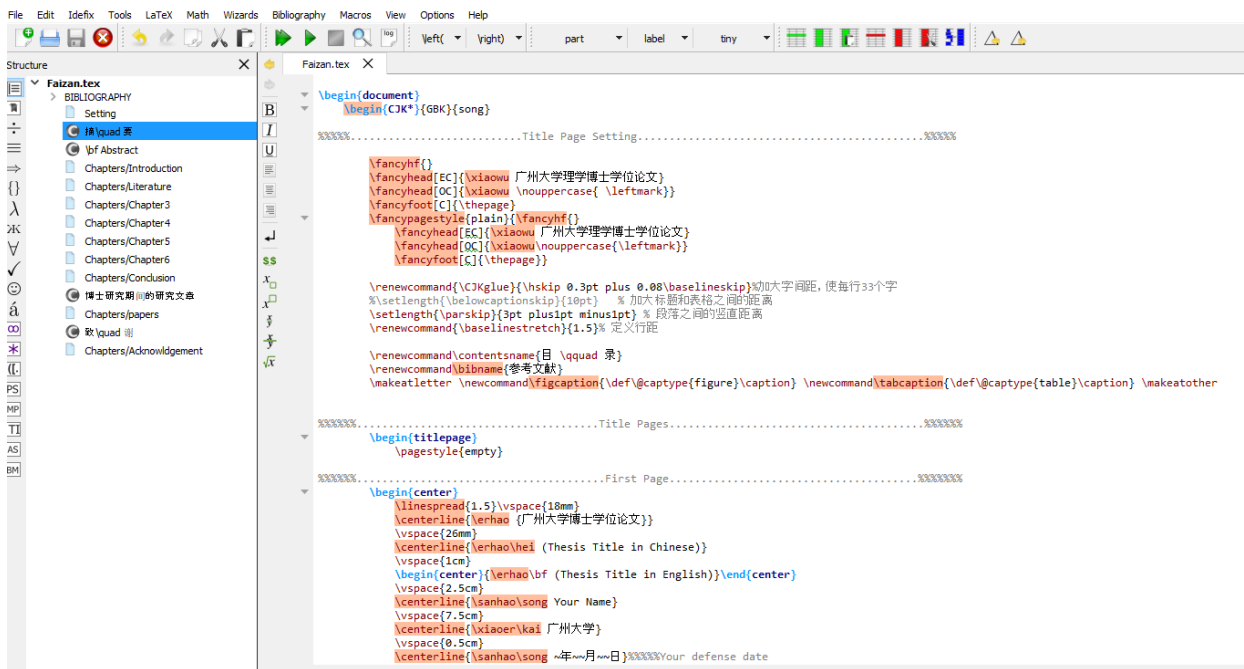
??

关键字: Write keywords in chinese

So, what you need to do is go to “Edit” → “Setup Encoding.” Then click Sr. No 19 (GBK/CP936/MS936/ windows-936 and finally click “Reload with,” as shown in screenshot.



Once, you have done this, you will get Chinese characters visible as,



Now, you can type Chinese in Abstract or elsewhere, where is needed, just like following

```

\end{center}
\end{titlepage}

%*****.A blank page after all title
pages.*****
\newpage
\thispagestyle{empty}
\mbox{}
\newpage

%*****.Chinese
Abstract.*****
\chapter*{\quad 摘 要}
\addcontentsline{toc}{chapter}{\quad 摘 要}
\addcontentsline{toc}{chapter}{\bf Abstract(In Chinese)}
\markboth{\xiaowu 摘 要}{}
\pagenumbering{Roman}
Write Abstract in chinese
你好
{\heii 关键字:} Write keywords in chinese***** This means Keywords in Chinese
\thispagestyle{empty}
\mbox{}

%*****.English
Abstract.*****
\chapter*{\bf Abstract}
\addcontentsline{toc}{chapter}{\bf Abstract}
\addcontentsline{toc}{chapter}{\bf Abstract(In English)}
\markboth{\xiaowu Abstract}{}
Write Abstract in English
{\bf{Keywords:}}

\newpage
\thispagestyle{empty}
\mbox{}
\newpage

%*****.Table of Content
Pages.*****
%*****.Chinese table of contents.*****

Line: 156 Column: 0 INSERT

```

摘 要

Write Abstract in chinese

你好

关键字: Write keywords in chinese